



**Bobcat®**

**Utility Vehicles**



***One Tough Animal®***





*Compare the capacities of a Bobcat® utility vehicle to a pickup truck. A utility vehicle can carry up to 1,250 pounds; that's nearly as much as a pickup. Not only that, but you will also spend less on insurance. Plus, both licensed and unlicensed drivers can use the vehicle.*

# HAUL



# USE ATTACHMENTS

*If you want to do the work from the comfort of your cab, Bobcat utility vehicles are made for you. Add integrated attachments, such as the optional snow blade or rear-mounted sprayer. And if you really need attachment options, the 3650 can use heavy-duty, PTO-powered attachments for mowing as well as clearing snow and debris, or standard attachments for moving dirt and palletted materials.*

## WHY BOBCAT UTILITY VEHICLES?

*There's seldom anything "light" about light-duty work. When you think about what you need to get more work done in a day, it usually comes down to carrying more, increasing strength and moving faster. Bobcat utility vehicles are made to deliver on all fronts.*



*For a fraction of the price of a pickup, you can transport passengers between jobs quickly. Every Bobcat utility vehicle can carry you and a companion. Some models allow up to five passengers. And because it's more of a dedicated work vehicle, it's not as likely to get cluttered up with personal items.*

# TRANSPORT



*The 2-inch receiver hitch can easily handle 2,000 pounds of trailered equipment and materials. Hydrostatic drive models feature dynamic braking, and simple direction changes make 3-point turns effortless. If there's no road, or limited access, a utility vehicle works perfectly.*





## For HEAVY-DUTY HAULING & TOWING BOBCAT 3600

If you're hauling and towing heavy loads, you can't beat the ease-of-use of our durable hydrostatic drive. Dynamic braking slows the vehicle when you release pressure on the travel pedal to easily control speed under load. Direction control is simplified as well: Just push your toe or heel on the travel control pedal to change direction. No shifting from forward to reverse and back! Hydrostatic-drive models also have heated, air-conditioned cabs that give you the best protection from the elements.

**30-MPH TOP SPEED**  
**CARGO BOX CAPACITY 1,250**  
**VEHICLE CAPACITY 1,750**  
**TOWING CAPACITY 2,000**



## For GET-IN-AND-GO SIMPLICITY BOBCAT 3400

The CVT 3400 utility vehicles are totally redesigned to deliver even more work-focused performance. Industry-leading capacities and a rugged, comfortable suspension outwork comparable vehicles every time. The gas-powered model also has more horsepower and a higher top-speed than its predecessor. You'll boost performance and save time moving from one job to the next.

**40-MPH TOP SPEED**  
**CARGO BOX CAPACITY 1,250**  
**VEHICLE CAPACITY 1,900\***  
**TOWING CAPACITY 2,000**  
\*Depending on model



Get used to  
**GETTING THINGS  
DONE.**

*They're the only utility vehicles fit to wear the legendary Bobcat brand. And unlike many other vehicles on the market, they're built for work. Whether you prefer gas or diesel, continuously variable transmission (CVT)*

*or hydrostatic drive, Bobcat makes the utility vehicle that's right for your job. Pick yours and get fast-moving transportation, heavy-hauling ease-of-use and a host of other features tailored for operators who do tough jobs.*



## For MAXIMUM ATTACHMENT VERSATILITY BOBCAT 3650

If you're hauling and towing heavy loads, you can't beat the ease-of-use of our durable hydrostatic drive. Dynamic braking slows the vehicle when you release pressure on the travel pedal to easily control speed under load. Direction control is simplified as well. Just push your toe or heel on the travel control pedal to change direction. No shifting from forward to reverse and back! Hydrostatic-drive models also have heated, air-conditioned cabs that give you the best protection from the elements.

**30-MPH TOP SPEED**  
**CARGO BOX CAPACITY 1,250**  
**VEHICLE CAPACITY 1,600**  
**TOWING CAPACITY 2,000**  
**2-FOOT LIFT HEIGHT**  
**500-POUND LIFT CAPACITY**



## Use a VARIETY of EASY-TO-CHANGE ATTACHMENTS

with the 3650 and its Multi-Attachment X-Change (M.A.X.) system.



To help you do more in less time, Bobcat utility vehicles are built with the strength and adaptability you need and the operator comfort you demand. They never take it easy, but you can if you'd like.

# IT WORKS AT MAKING WORK EASY.

## MASSIVE CAPACITIES FOR BETTER PRODUCTIVITY

*The more equipment and help you have for the job, the less manual labor you'll do. Carry heavier trailers, more cargo and up to five passengers with best-in-class vehicle capacities.*

*Keep going when the going gets tough:*

### **EASY-TO-USE, TRUE ALL-WHEEL DRIVE**

Three selectable drive modes give you more versatility with easy, push-button control:

- **Single-wheel (turf) drive** allows wheels to turn at different RPMs, reducing ground disturbance to protect grass and other finished surfaces.
- **Two-wheel mode** provides power to both rear wheels.
- **All-wheel drive** provides the ultimate in traction.

*Agility and comfort in rough terrain:*

### **INDEPENDENT FRONT SUSPENSION AND REAR DE DION SUSPENSION**

Smooth out bumps, improve comfort and maintain ground contact for maximum traction with high-performance independent suspension in front. The rear de Dion suspension distributes trailer weight across the back tires instead of weighing down the chassis. This allows the highest towing capacity in the industry and more suspension travel for a smoother ride under load. Model Year 17 vehicles have increased ground clearance, too. Both front and rear suspensions are adjustable, allowing you to find the setting that matches your task.

*The right balance of speed and torque:*

### **TWO-RANGE TRANSMISSIONS**

Low range provides maximum drive torque on hills, while towing heavy loads or when pushing snow. High range provides fast travel on hard-packed surfaces under light loads. Hydrostatic models (3600 and 3650) have automatic-shift, 2-speed motors – so from a full stop, you can better accelerate in high range. In low range, you have a higher travel speed.

*Maintain control at any speed:*

### **VARIABLE RATE ACCELERATION**

On 3400 models, the vehicle increases its speed at a slower rate through the first half of the pedal stroke for ease of control at low speeds. During the second half of the pedal stroke, it responds at a faster rate to quickly reach operating speed.





## All-day comfort

*Space for everyone:*  
**THREE-PASSENGER  
BENCH SEATING**

The ergonomic bench seat, with retractable 3-point shoulder harnesses, easily accommodates you and up to two passengers. Choose the 3400XL for additional rear seating and enough room for five passengers. The 3650 has two standard bucket seats.

*Keep working in all  
types of weather:*

**3600/3650 COMFORT  
CAB WITH HEAT AND A/C**

The Bobcat 3600 and 3650 are not your typical utility vehicles – so it makes sense that they provide all-weather comfort beyond most other machines. The 3600/3650 cab includes heat and air conditioning to protect you from the elements. The cab includes eight vents – defrost, dash and floor vents – so occupants can direct the air wherever it's needed.



In Bobcat utility vehicles, operators and passengers alike can stay focused, relaxed and productive. Ample interior space, tilt steering, power steering and more enable you to ride out the most challenging task in premium comfort.

## FOR A FULL DAY'S WORK

*Customize your cab  
for the task:*

**MODULAR CAB DESIGN**

Remove or reinstall the doors and windows in minutes to easily customize the flow of fresh air to match the job you're doing or to work in any season.

*Always effortless  
and productive:*

**TILT AND POWER  
STEERING**

Standard tilt and power steering provide easy, low-effort maneuverability.

*The little things add  
up to big comfort:*

**SUPERB FIT AND FINISH**

Your cab is where you conduct the day's work, and Bobcat utility vehicles are packed with automotive-style comforts and amenities. All accessories and options are integrated into the machine, so your interior always looks clean and sleek.

- Stretch out in comfort, with plenty of room for your feet and legs.
- Keep small essentials handy with the roomy glove compartment and plenty of in-cab storage.
- Charge your cell phone and other electronic devices conveniently with two 12-volt accessory plug-ins.
- See or change the gear you're in easily with simple "I" shifting information.





# *Legendary* **Bobcat®** **DURABILITY**

*Many people stake their business reputation on the durability of Bobcat equipment. That's why we make sure it's built to last.*

**DURABILITY**

**11**

*Tough loads make it look better:*  
**COMPOSITE CARGO BOX**

The composite cargo box stands up to tough cargo and materials, retaining its strength (and good looks) for years.

*Maximize uptime, minimize wear and tear:*  
**INSIDE-AND-OUT PROTECTION**

**Standard machine protection includes:**

- **Skid plate** to protect undercarriage, engine and transmission.
- **CV guards** to protect CV joints from debris and punctures.
- **Radiator guard** to reduce the chance of damage to the radiator.
- **CVT cover** (3400 models) to protect from debris that can cause slipping and damage, and to create a cooled environment for optimal drive belt performance.

*Fewer parts, ultimate durability:*  
**BOBCAT HYDROSTATIC TRANSMISSION**

On the 3600 and 3650, the hydrostatic transmission contains half the parts of those from other manufacturers — and fewer parts to service or replace down the road.

*Work, work and work some more:*  
**LIQUID-COOLED, PROTECTED ENGINE**

A liquid-cooling system is the best engine-cooling technology to keep critical engine components from overheating in demanding conditions. If the engine ever does overheat, a shutdown protection feature adds another layer of defense. It automatically turns your vehicle off, keeping it from running while overheated.





*The name “utility vehicle” says a lot. You want this machine to be utilized. It’s here to earn its keep. You won’t find a comparable machine that does more, and does it better, than a Bobcat utility vehicle.*

### *Easily load and unload more:* **LARGER CARGO BOX WITH POWERED LIFT**

Seven inches longer than the previous model, this cargo box is one of the largest in the industry. Handle up to 1,250 pounds of tools, supplies and job materials. It can even carry pallets and large, heavy objects. A convenient, single-latch tailgate – the same kind you see on a pickup truck – secures your load, allows for odd-shaped cargo and facilitates easy loading and dumping. The cargo box features integrated tie downs and anchor points, and you can also add cargo box dividers, extenders and more. When it’s time to unload materials, a cylinder-assisted cargo box lift (or optional powered lift) allows you to get the job done in seconds.

*Adapt your vehicle to do the job:*

### **MULTI-ATTACHMENT X-CHANGE (M.A.X.) SYSTEM & ATTACHMENTS**

The 3650 can do the hard part for you. All you have to do is control your attachment from the comfort of your cab. The Multi-Attachment X-Change™ (M.A.X.) system and standard auxiliary hydraulics are fully integrated with the 3650’s design. Hook up PTO-driven attachments such as a snowblower, mower and angle broom. Or use the bucket, snow blade, grapple bucket and pallet fork. They’re built with the same industrial-strength durability and quality you find in the entire Bobcat attachment lineup.

- Lift up to 500 pounds, up to 2 feet
- 2,000 rpm PTO
- Auxiliary hydraulics for enhanced attachment control:
  - Snowblower chute control
  - Angle adjustment for angle broom and three-point angle blade
- Attachments built by Bobcat

When the attachment work is done, you don’t have to sacrifice maneuverability with a work group up front. The cylinder storage accessory allows the M.A.X. work group to be removed and stored without the use of any tools.

### *Simple attachment control:* **M.A.X. SYSTEM JOYSTICK**

Fully integrated with the 3650 for easy reach and simple operation, the M.A.X. system joystick controls allow you to control lift, tilt and float, and activate auxiliary hydraulic features with a switch.

Auxiliary hydraulics, combined with the optional angle kit, help you control the angle of a snow blade, angle broom or snowblower chute. This helps you clear large areas of snow or debris more efficiently. The float feature allows your attachment to follow the contours of the ground on gentle hills and inclines. A joystick lock feature restricts the tilt functionality for easy traveling with a load up front. You can also lock the entire system for traveling from one jobsite to the next or when the M.A.X. work group is removed.

*Hydrostatic features keep the job moving:*

### **ENGINE-SPEED AND DIRECTION CONTROLS**

Many vehicles use the accelerator pedal to increase engine rpm. So does the 3650, but it also has a throttle that provides separate control of engine rpm and travel speed to simplify operation when using attachments. You can do the fine, precise movements often required when running attachments, but you won’t sacrifice the engine power needed to run productively.

The hydrostatic transmission found in both the 3600 and 3650 enables you to change direction with a travel-control pedal instead of shifting a lever from forward to reverse. This makes 3-point turns – a maneuver that’s essential for attachment use and trailer transportation – easy, intuitive and quick. Standard power steering and easy-to-use controls add to the ease of use as well.

# *Put Bobcat* **versatility to work.**





# Hard work is EASY WORK.

*When you step into your Bobcat utility vehicle, you'll find a familiar environment and simple controls that give you confidence to do the job and ease-of-use that makes every task less stressful.*

## Keep it instinctive and smart: **INTUITIVE CONTROLS AND INSTRUMENTATION**

You can't have easy work without simple control. Bobcat delivers.


- Shifter knob, wiper control, switches and other dash features are easy to find, reach and use.
- Standard power steering provides low-effort, comfortable maneuverability.
- The hydrostatic travel control pedal on the 3600 and 3650 provides easy movement; just rock the travel control pedal with your foot to change direction.
- An easy-to-see, one-button LCD instrument panel displays the information you need to operate safely and productively.
- Fuel gauge and warning lights make maintenance and repairs easier.

## Keep your momentum in rough terrain: **ON-THE-FLY ALL-WHEEL DRIVE**

When you're in two-wheel mode, you can shift to all-wheel drive on the fly, right from the cab. Just push the button, without stopping.

## Reliability, heat and cold, day and night:

If cold weather hits, automatic glow plugs in all diesel models will warm the engine for reliable starting. Electronic fuel injection on gas models provides the best starting performance in all seasons, with no need to choke the carburetor. Low- and high-beam headlights with aiming ability illuminate dark mornings and nights, and the backlit dash display, switches and radio (if equipped) make low-light operation easy.



## Make light work of heavy loads: **EASY LOADING, UNLOADING AND DUMPING**

A large, convenient cargo box design and single-latch, removable tailgate give you a one-hand release to load, unload or dump cargo. The durable composite interior stays functional and looking good for years. And the cylinder assist makes dumping quick and easy.





*You buy a utility vehicle to make life easier.  
That's why Bobcat keeps maintenance simple.*

GET  
USED  
TO A

*low-maintenance*

# lifestyle.

*Keep it running smoothly:*

**EASY-TO-FIND  
COMPONENTS AND  
CHECKS**

With a conveniently located fuel tank, engine compartment and battery, plus easy-to-find daily checks – like engine oil and air filter – even a rookie do-it-yourselfer can keep the vehicle well-maintained.

*Get to the bottom of  
service issues fast:*

**SERVICE CODE AND  
WARNING DISPLAY**

If anything does go wrong, it's easy to find an answer. The easy-to-use LCD screen displays service codes to quickly identify the issue, so you can get on with the day.







PREMIUM BRUSH GUARD

INTEGRATED WINCH



*It's not*  
**PERFECT**

*until it's*  
**PERFECT FOR YOU.**



ACCESSORIES

19

REAR WINDOW GUARD



GUN BOOT & SCABBARD

*A wide variety of options lets you customize your Bobcat utility vehicle for the jobs you do – or tailor it to your personal style.*



BOX EXTENDER DIVIDER

*Make it more productive:*  
**INTEGRATED ACCESSORY SYSTEM**

Add a variety of optional, easy-to-secure accessories: a sealed, lockable tool box; tool holder; cargo box divider; and other job-matched add-ons like the chainsaw rack.



TOOLBOX

CHAINSAW RACK

4x4

*Customize your traction:*  
**BOBCAT TIRES**

Adapt traction to terrain by picking mud, hard surface or turf tires.

*Add protection, productivity and style:*  
**BOBCAT OPTIONS AND ACCESSORIES**

- Brush/Radiator Guard
- Powered Cargo Box Lift
- Black Rims
- Strobe Lights, Turn Signals, Work Lights, Backup Alarms and more

*Challenge the elements:*  
**CABS AND SNOW BLADES**

Face extreme weather with a dealer-installed cab.\* Or install a user-friendly, self-contained snow blade.

\*Heat and air conditioning available with the 3600 and 3650 cab.



FRONT RECEIVER HITCH



If you still don't think the Bobcat utility vehicle is strong enough for your needs, perhaps it's time to look at a Toolcat™ utility work machine. While it looks a bit like a utility vehicle, the Toolcat machine is a true, industrial-strength compact equipment model that lifts, hauls, tows and runs more than 40 different front-mounted hydraulic attachments. It combines all the best features of a pickup truck, tractor, compact loader and utility vehicle.

# Looking for the **ULTIMATE** Work Machine?







*Lift, haul, tow, use attachments – run the jobsite with this one-of-a-kind work machine.*

- 1,500 POUND RATED LIFT CAPACITY
- NEARLY 7 FEET OF LIFT HEIGHT
- 2,000 POUND CARGO BOX CAPACITY
- 4,000 POUND TOWING CAPACITY
- 18.9 GPM (STANDARD) OR 27.9 GPM (HIGH-FLOW) AUXILIARY HYDRAULICS
- BOB-TACH® ATTACHMENT MOUNTING SYSTEM

Its versatility is second to none – but it still provides side-by-side transportation for you and co-workers. The 5600 includes a large cargo box, and the Toolcat 5610 has a 3-point hitch, rear PTO and rear remote hydraulics to use Category 1, 3-point hitch implements in the back. The 5610's implement capabilities are practically endless. Pair an implement with a complementary front-mounted attachment and save time by transitioning instantly from one job to the next.





Specifications						
						
Vehicle	3400 Gas	3400XL Gas	3400 Diesel	3400XL Diesel	3600	3650
Engine Model	570cc Single	570cc Single	Diesel	Diesel	Diesel	Diesel
Engine Cooling	Liquid	Liquid	Liquid	Liquid	Liquid	Liquid
Emissions Tier (EPA)	—	—	Tier 4	Tier 4	Tier 4	Tier 4
Engine Fuel	Gasoline EFI	Gasoline EFI	Diesel	Diesel	Diesel	Diesel
Horsepower	40 hp (29.8 kW)	40 hp (29.8 kW)	24 hp (17.9 kW)	24 hp (17.9 kW)	24 hp (17.9 kW)	24 hp (17.9 kW)
Displacement	570 cubic cm	570 cubic cm	1028 cubic cm	1028 cubic cm	1028 cubic cm	1028 cubic cm
Performance						
Operating Weight	1,640 lb. (744 kg)	1,900 lb. (862 kg)	1,740 lb. (789 kg)	2,040 lb. (925 kg)	2,173 lb. (986 kg)	2,546 lb. (1155 kg)
Travel Speed (Max) - High	40 mph (64.4 km/hr.)	40 mph (64.4 km/hr.)	40 mph (64.4 km/hr.)	40 mph (64.4 km/hr.)	30 mph (48 km/hr.)	30 mph (48 km/hr.)
Travel Speed - Low	16 mph (25.7 km/hr.)	16 mph (25.7 km/hr.)	16 mph (25.7 km/hr.)	16 mph (25.7 km/hr.)	14 mph (22 km/hr.)	14 mph (22 km/hr.)
Travel Speed - Reverse	16 mph (25.7 km/hr.)	16 mph (25.7 km/hr.)	16 mph (25.7 km/hr.)	16 mph (25.7 km/hr.)	14 mph (22 km/hr.)	14 mph (22 km/hr.)
Capacities						
Fuel Tank	10 gal. (37.8 L)	10 gal. (37.8 L)	10 gal. (37.8 L)	10 gal. (37.8 L)	10 gal. (37.8 L)	10 gal. (37.8 L)
Cargo Box Length	43.5 in. (1105 mm)	43.5 in. (1105 mm)	43.5 in. (1105 mm)	43.5 in. (1105 mm)	43.5 in. (1105 mm)	43.5 in. (1105 mm)
Cargo Box Width	54 in. (1372 mm)	54 in. (1372 mm)	54 in. (1372 mm)	54 in. (1372 mm)	54 in. (1372 mm)	54 in. (1372 mm)
Cargo Box Bed Load Capacity	1,250 lb. (567 kg)	1,250 lb. (567 kg)	1,250 lb. (567 kg)	1,250 lb. (567 kg)	1,250 lb. (567 kg)	1,250 lb. (567 kg)
Cargo Box Height	11.5 in. (292 mm)	11.5 in. (292 mm)	11.5 in. (292 mm)	11.5 in. (292 mm)	11.5 in. (292 mm)	11.5 in. (292 mm)
Cargo Box Bed Load Height	33 in. (838 mm)	33 in. (838 mm)	33 in. (838 mm)	33 in. (838 mm)	33 in. (838 mm)	33 in. (838 mm)
Total Vehicle Rated Capacity	1,900 lb. (861.8 kg)	2,100 lb. (953 kg)	1,900 lb. (861.8 kg)	2,100 lb. (953 kg)	1,750 lb. (794 kg)	1,600 lb. (726 kg)
Dimension						
Length	123.5 in. (3137 mm)	155.5 in. (3949.7 mm)	123.5 in. (3137 mm)	155.5 in. (3949.7 mm)	122.2 in. (3104 mm)	142.4 in. (3617 mm)
Width	64 in. (1625.6 mm)	64 in. (1625.6 mm)	64 in. (1625.6 mm)	64 in. (1625.6 mm)	63.2 in. (1606 mm)	63.2 in. (1606 mm)
Height	74 in. (1879.6 mm)	74 in. (1879.6 mm)	74 in. (1879.6 mm)	74 in. (1879.6 mm)	72.9 in. (1853 mm)	72.9 in. (1853 mm)
Ground Clearance	10.5 in. (267 mm)	10.5 in. (267 mm)	10.5 in. (267 mm)	10.5 in. (267 mm)	8.75 in. (222 mm)	7.2 in. (254 mm)
Turning Radius	7.5 ft. (2286 mm)	10.75 ft. (3276 mm)	7.5 ft. (2286 mm)	10.75 ft. (3276 mm)	7.5 ft. (2311 mm)	7.5 ft. (2311 mm)
Features						
Under-Seat Storage	Std	Std	Std	Std	Std	Std
Seat Belt	3-point, retractable	3-point, retractable	3-point, retractable	3-point, retractable	3-point, retractable	3-point, retractable
Power Steering	Std	Std	Std	Std	Std	Std
ROPS Approval	Std	Std	Std	Std	Std	Std
Brush Guard	Opt	Opt	Opt	Opt	Opt	Opt
Hour Meter	Std	Std	Std	Std	Std	Std
Speedometer	Std	Std	Std	Std	Std	Std
Tilt Steering Wheel	Std	Std	Std	Std	Std	Std
Bed Lift	Manual	Manual	Manual	Manual	Manual	Manual
Frame Type	Steel	Steel	Steel	Steel	Steel	Steel
Receiver Hitch	2 in.	2 in.	2 in.	2 in.	2 in.	2 in.
Front Suspension	Independent	Independent	Independent	Independent	Independent	Independent
Rear Suspension	de Dion	de Dion	de Dion	de Dion	de Dion	de Dion
Headlights	Std	Std	Std	Std	Std	Std
Drive System						
Transmission Type	P-R-N-L-H	P-R-N-L-H	P-R-N-L-H	P-R-N-L-H	Hydrostatic	Hydrostatic
Traction System	4x4	4x4	4x4	4x4	4x4	4x4
4WD Selection	Switch	Switch	Switch	Switch	Switch	Switch
Differential Lock	Switch	Switch	Switch	Switch	Switch	Switch

\*Certain Specification(s) are based on engineering calculations and are not actual measurements. Specification(s) are provided for comparison purposes only and are subject to change without notice. Specification(s) for your individual Bobcat equipment will vary based on normal variations in design, manufacturing, operating conditions, and other factors.





# Roll with the seasons.



Printed on 10%  
recycled paper

Bobcat®, the Bobcat logo and the colors of the Bobcat machine are registered trademarks of Bobcat Company in the United States and various other countries.  
©2016 Bobcat Company. All rights reserved.

*The hydrostatic-drive Bobcat 3650, with its front-mounted, PTO-driven attachment capability, gives you a fast and powerful option for mowing, sweeping, clearing snow and much more. Step inside an air-conditioned or heated cab and comfortably do tough jobs all year.*



**Bobcat®**

***One Tough Animal.***

Visit **Bobcat.com/AllUTV** for more information.

B-1887 (10/16)

Bobcat Company • P.O. Box 6000 • West Fargo, ND 58078

Printed in U.S.A.

Kn-20M-1016-51520-02-F